

## FEATURES

- All SS measuring system
- Socket-case, direct welded
- CE marked contacts
- Liquid filled versions

## APPLICATION

- Pumps & motor controls
- Water treatment plants
- Hydraulic & pneumatics
- Chemical & petrochemicals
- Pharmaceutical industries
- Compressors & utilities

### Dome Style



### STANDARD PARAMETERS

Accuracy	: CL 1.0
Ambient temperature	: -40...+65°C (without dampening liquid) : -20...+65°C (with dampening liquid)
Service temperature	: 200°C max.
Pressure limits	: Steady pressure up to FS value : Fluctuating pressure up to 90% of FS value
Weld joints	: TIG argon arc welding

### MATERIAL OF CONSTRUCTION

Sensing element	: Bourdon Tube (<100 bar : C - type , >100 bar : Helical)
Case & Ring material	: AISI 304 SS (Bayonet type)
Bourdon tube & Shank	: AISI 316L SS (Shank welded directly to case)
Movement mechanism	: AISI 304 SS
Dial	: Aluminum, black graduation on white background
Pointer	: Micro-zero adjustable, aluminum, black powder coated
Gaskets, Blow off disc & filling plug	: Neoprene / NBR
Window	: Polycarbonate dome

### STANDARD SPECIFICATIONS

Dial size	: DN100 / DN150
Range	: -1...0...1,600 bar
Mounting pattern	: Direct, Bottom connection
Process connection	: 1/2" NPT (M) / 1/2" BSP (M)
Ingress protection	: IP 65
Execution	: Dry
Switch	: Make contact (1NO)
Electrical termination	: 4 pin PG 13.5 connector

### STANDARD SPECIFICATIONS : DAMPENING LIQUID FILLED

Window	: Polycarbonate dome
Dampening liquid	: Dielectric oil
Gaskets, Blow off disc & filling plug	: Viton

### TEMPERATURE EFFECT

When temperature of the measuring system deviates from reference temperature (+20°C) max error  $\pm 0.4\%$  / 10K of true scale value.

### NOTES

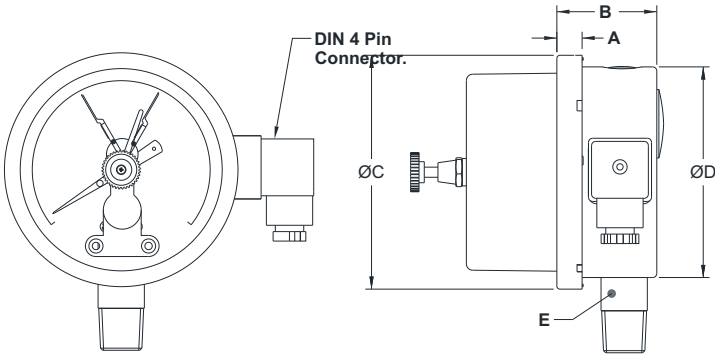
1. Gauge accuracy shall be CL 1.0. but switching accuracy shall be CL 5.0

## REFERENCE

EN 837-1

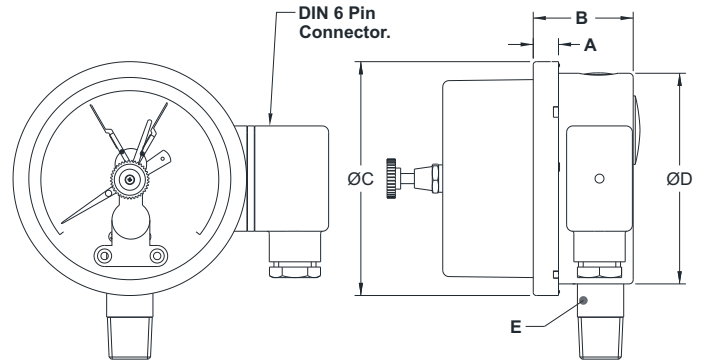
DIMENSIONAL DRAWING

Type B0



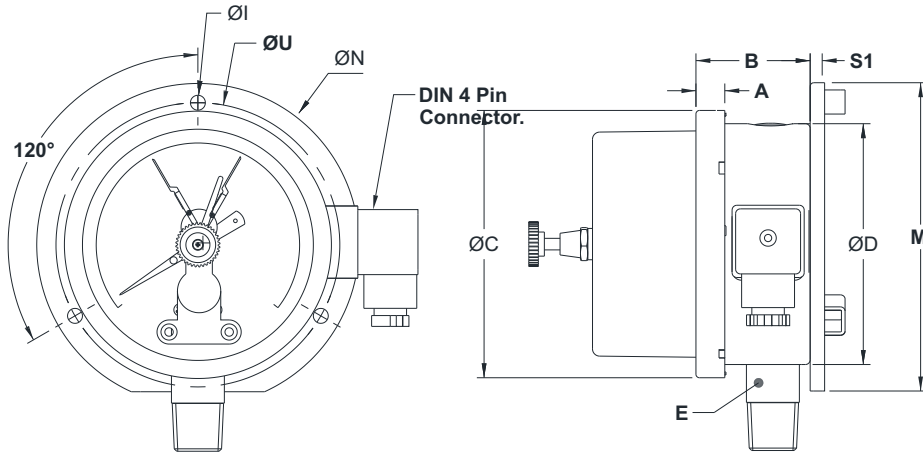
DN	A	B	ØC	ØD	E	Weight (grams)
100	12	48	111	100	SQ.22	580
150	15	48	161	149	SQ.22	980

Type B0



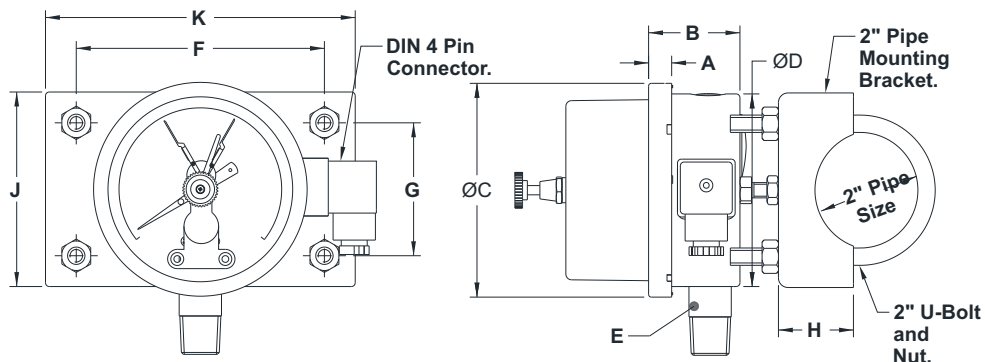
DN	A	B	ØC	ØD	E	Weight (grams)
100	12	48	111	100	SQ.22	590
150	15	48	161	149	SQ.22	990

Type B1



DN	A	B	ØC	ØD	E	ØI	M	ØN	S1	ØU	Weight (grams)
100	12	48	111	100	SQ.22	6	128	134	6	118	687
150	15	48	161	149	SQ.22	6	172.4	186	6	168	1080

Type B2

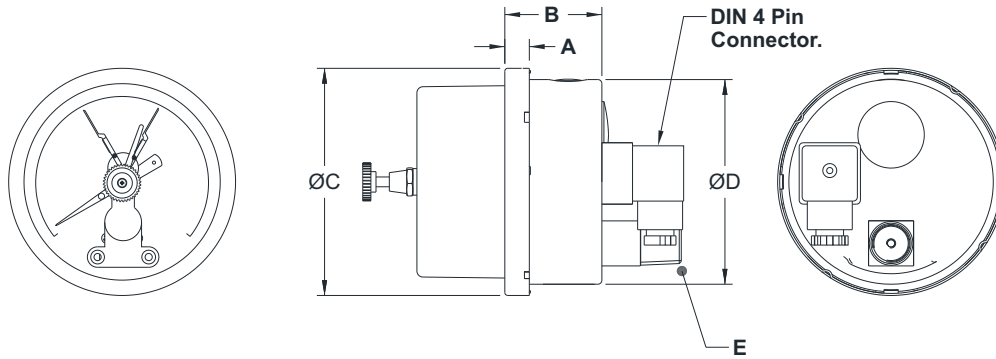


DN	A	B	ØC	ØD	E	F	G	H	J	K	Weight (grams)
100	12	48	111	100	SQ.22	129	69	39	101	161	1654
150	15	48	161	149	SQ.22	129	69	39	101	161	1994

All dimensions are in mm.

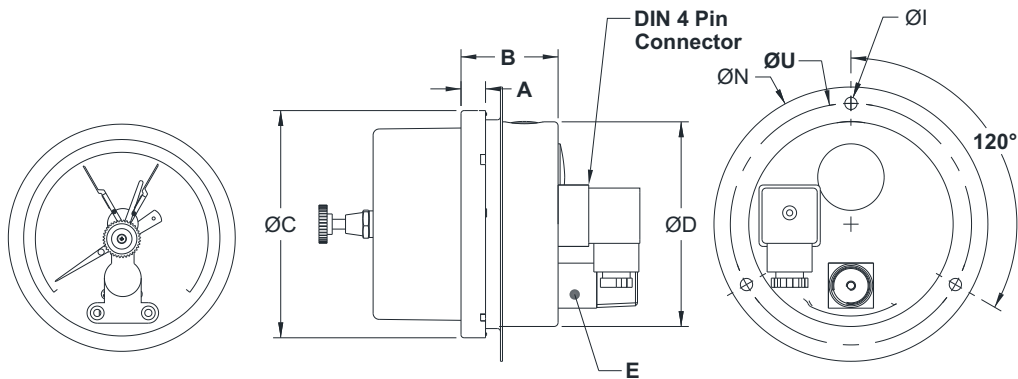
DIMENSIONAL DRAWING

Type L0



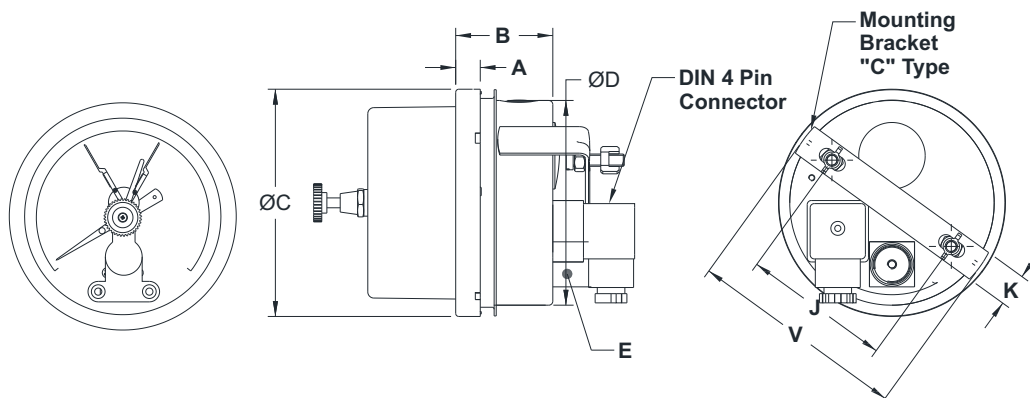
DN	A	B	ØC	ØD	E	Weight (grams)
100	12	48	111	100	SQ.22	580
150	15	48	161	149	SQ.22	980

Type L1



DN	A	B	ØC	ØD	E	ØI	ØN	ØU	Weight (grams)
100	12	48	111	100	SQ.22	6	134	118	654
150	15	48	161	149	SQ.22	6	186	168	1050

Type L2



DN	A	B	ØC	ØD	E	J	K	V	Weight (grams)
100	12	48	111	100	SQ.22	72	16	108	669
150	15	48	161	149	SQ.22	106.5	16	158.5	1070

All dimensions are in mm.

**ORDERING CODES**

**1. DIAL SIZE**

- 04** 100 mm / 4"
- 06** 150 mm / 6"

**04**

**2. RANGE**

- XXX** Refer "Range Table"

**XXX**

**3. MOUNTING PATTERN**

- B0** Direct, Bottom connection
- B1** Wall/Surface/Projection mounting, Bottom connection
- B2** 2" Pipe/Yoke mounting, Bottom connection
- L0** Lower, Back connection
- L1** Panel/Front flange mounting, Lower Back connection
- L2** Panel/bracket mounting, Lower Back connection

**B0**

**4. PROCESS CONNECTION**

- 12B** 1/4" BSP (M)
- 12N** 1/4" NPT (M)
- 13B** 3/8" BSP (M)
- 14B** 1/2" BSP (M)
- 14M** M20 X 1.5 mm (M)
- 14N** 1/2" NPT (M)

**14N**

**5. INGRESS PROTECTION**

- ER** IP 65

**ER**

**6. EXECUTION**

- EA** Dry
- EF** Dry but fillable, dielectric oil<sup>4</sup>
- EK** Dampening liquid, dielectric oil<sup>4</sup>

**EA**

**7. SWITCH CATEGORY**

- RR** Economic contacts
- RS** Precision contacts
- RT** ATEX / CE approved contacts

**RR**

**8. ELECTRIC CONTACT**

- CS1** Break contact (1NC)
- CS2** Make contact (1NO)
- CS3** 2 x Break contact (2NC)
- CS4** 2 x Make contact (2NO)
- CS5** 1 Break + 1 Make (1NC+1NO)
- CS6** 1 Make + 1 Break (1NO+1NC)
- CD1** Break contact (1NC)
- CD2** Make contact (1NO)
- CD3** 2 x Break contact (2NC)
- CD4** 2 x Make contact (2NO)
- CD5** 1 Break + 1 Make (1NC+1NO)
- CD6** 1 Make + 1 Break (1NO+1NC)
- CD7** SPDT
- CD8** DPDT
- CI1** Break contact (1NC)
- CI2** Make contact (1NO)
- CI3** 2 x Break contact (2NC)
- CI4** 2 x Make contact (2NO)
- CI5** 1 Break + 1 Make (1NC+1NO)
- CI6** 1 Make + 1 Break (1NO+1NC)
- CI9** Booster relay for current up to 5A

**CS1**

**9. OTHER OPTIONS**

- BA** Case & Ring in AISI 316 SS (B0)
- BB** Case & Ring in AISI 316 SS (B1)
- BC** Case & Ring in AISI 316 SS (B2)
- BK** Case & Ring in AISI 316 SS (L0)
- BL** Case & Ring in AISI 316 SS (L1)
- BM** Case & Ring in AISI 316 SS (L2)
- EM** Dampening screw, Monel
- EN** Dampening screw, AISI 316 SS
- GL** AISI 316 SS movement
- GM** Dampened movement
- G6** 6 pin, M20x1.5mm connector
- G7** Earth terminal
- MN** Monel wetted parts
- RA** Rubber parts, Viton
- RW** Vent plug ON/OFF type
- TA** 5 - point calibration certificate
- TC** Material test certificate 3.1
- TE** CE certificate
- TM** Material test certificate 2.2
- TN** Tested to NACE standards
- TO** Certification for Oxygen service
- XF** SS tag plate, AISI 304 SS
- XG** SS tag plate, AISI 316 SS
- XR** Custom designed dial
- XT** Dial tag marking

**XX**

**Ordering Example : P501-04-XXX-B0-14N-ER-EA-RR-CS1-XX**

**NOTES**

1. For other connections, please contact factory.
2. Economic contacts & Precision contact are available in Electric contact types CS1...CS6 & CD1...CD6 respectively.
3. ATEX / CE approved contacts are available in Electric contact type CI1...CI6.
4. Rubber parts shall be in Viton.