

- Dry ceramic sensor
- Ranges from 10 mbar to 60 bar
- Accuracy $\leq 0,2\%$
- High overload capability
- Adjustable range (Turndown) 5:1
- Analog output: 4...20 mA



Pressure transmitter P 136

Technical data:

Range:	0...10 mbar to 0...60 bar
Output signal:	4...20 mA, 2-wire
Accuracy:	$\leq \pm 0,2\%$ FS @ 25°C
Response time:	200 ms (other available on request)
Supply voltage:	9...32V DC, max. 30 mA
Ambient temperature:	-25...80 °C
Process temperature:	-40...100 °C (125 °C < 0,5h)
Temperature coeff.:	$\leq \pm 0,02\%$ FS/K
Long term stability:	$\leq \pm 0,2\%$ FS p. a.
Process connection:	stainless steel 1.4404
Housing:	stainless steel 1.4301
Protection class:	IP 65
Sensor:	ceramic AL203

Nöding

Meßtechnik

Ranges

ranges	gauge	absolut	adjust. range	overload (bar)
0...10 mbar*	A4		10...50 mbar	- 0,3 / 4
0...20 mbar*	A6		10...50 mbar	- 0,3 / 4
0...25 mbar*	A7		10...50 mbar	- 0,3 / 4
0...40 mbar*	A8		20...100 mbar	- 0,3 / 4
0...60 mbar*	A9		20...100 mbar	- 0,3 / 4
0...100 mbar	00		25...120 mbar	- 0,3 / 4
0...160 mbar	01		40...200 mbar	- 0,6 / 5
0...200 mbar	B1	B2	40...200 mbar	- 1 / 6
0...250 mbar	02	27	80 ...400 mbar	- 1 / 6
0...0,4 bar	03	28	80 ...400 mbar	- 1 / 6
0...0,6 bar	04	29	0,2...1 bar	- 1 / 10
0...1 bar	05	30	0,2...1 bar	- 1 / 10
0...1,6 bar	06	31	0,4...2 bar	- 1 / 18
0...2 bar	B3	B4	0,4...2 bar	- 1 / 18
0...2,5 bar	07	32	0,8...4 bar	- 1 / 18
0...4 bar	08	33	0,8...4 bar	- 1 / 25
0...6 bar	09	34	2...10 bar	- 1 / 40
0...10 bar	10	35	2...10 bar	- 1 / 40
0...16 bar	11	36	4...20 bar	- 1 / 40
0...20 bar	B5	B6	4...20 bar	- 1 / 40
0...25 bar	12	37	8...40 bar	- 1 / 40
0...40 bar	13	38	8...40 bar	- 1 / 60
0...60 bar	14	39	15...70 bar	- 1 / 100
-100...0 mbar	C4		20...100 mbar	- 0,3 / 4
-100...100 mbar	C5		20...100 mbar	- 0,3 / 4
-200...0 mbar	D2		40...200 mbar	- 1 / 6
-200...200 mbar	D3		40...200 mbar	- 1 / 6
-1...0 bar	D4		0,2...1 bar	- 1 / 6
-1...0,6bar	D5		0,2...1 bar	- 1 / 10
-1...1 bar	D6		0,2...1 bar	- 1 / 10
-1...1,5bar	D7		0,4...2 bar	- 1 / 18
-1...3 bar	D8		0,8...4 bar	- 1 / 25
-1...5 bar	D9		2...10 bar	- 1 / 40
-1...9 bar	E1		2...10 bar	- 1 / 40
-1...15 bar	E2		4...19 bar	- 1 / 40
-1...19 bar	E3		4...19 bar	- 1 / 40

* Global error 0,5%

Ordering code

Output signal

4 4...20 mA 2-wire

Range

See table on the left
99 non-standard range (on request)

Process connection and material

M Dairy thread ND 25 DIN 11851, 1.4404
6 Dairy thread ND 32 DIN 11851, 1.4404
7 Dairy thread ND 40 DIN 11851, 1.4404
K Dairy thread ND 40 aseptic, 1.4404
N DRD flange ND 65 1.4404
F G 1 A, 1.4404
5 G 1 ½ A, 1.4404
J Varivent DN 68, 1.4404
L Clamp 1", ND 25...40, 1.4404
9 others (on request)

Sensor seal

1 FPM (Viton) Standard
2 NBR (Nitril)
3 EPDM
4 Fluor-Silicon
5 Chemraz 505
9 others (on request)

Housing

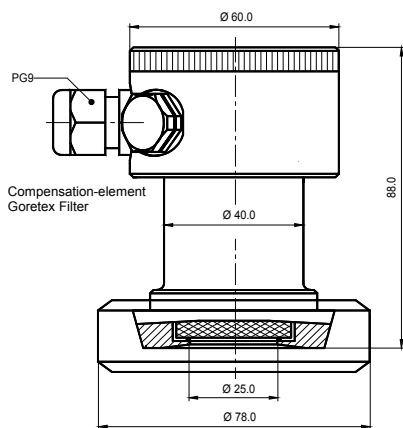
1 Stainless steel 1. 4301

Options

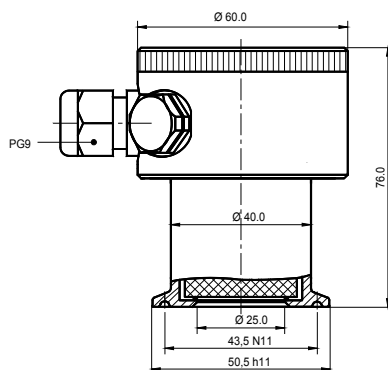
R Ceramic sensor 99,9% Al₂O₃

P136-

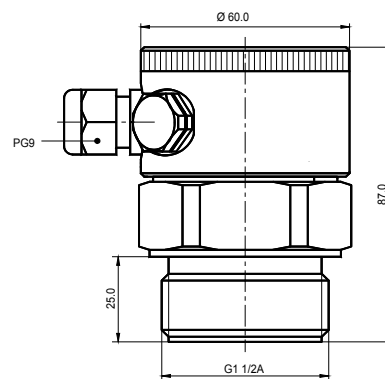
Dimensions (mm)



Dairy thread ND 40




Clamp 1", ND 25...40



G1 1/2A

Electrical connections

4...20 mA, 2-wires



Technische Änderungen vorbehalten 11.11