

- Dry ceramic sensor
- Ranges from 100 mbar to 20 bar
- Accuracy  $\leq 0.3\%$
- $\text{Ex}$  II 1G EEx ia IIC T4 (in preparation)
- Cable according Bg VV-1.12.96-Specifications
- Optional integrated Pt 100 / Pt 1000 Sensor for temperature measurement



## Level Transmitter P 139

### Technical data:

Ranges:	0...100 mbar to 0...20 bar
Output signal:	4...20 mA, 2-wire
Accuracy:	$\leq \pm 0.3\%$ FS @ 25°C
	0...100 mbar $\leq \pm 0.3\%$ FS
Response time:	200 ms
Supply voltage:	9...30V DC
	(12...30V Ex-version)
Ambient temperature:	-25...80 °C
	(-20...70 °C at EEx ia IIC T4)
Temperature coeff.:	$\leq \pm 0.015\%$ FS/K (Zero)
	< 200mbar $\pm 0.25\%$ FS/K
	$\leq \pm 0.015\%$ FS/K (Zero)
	< 200mbar $\pm 0.25\%$ FS/K
Long term stability:	$\leq \pm 0.3\%$ FS p.a.
Housing:	stainless steel, 1.4404
Sensor:	ceramic AL <sub>2</sub> O <sub>3</sub> gold coated
Protection	IP 68
Weight of sensor:	approx. 0.3 kg
Weight of cable:	0.4 kg / 10m
Electrical connection:	PE cable with pressure compensation capillary and filter

**Nöding**

Meßtechnik

## Ranges

range (bar)		range (mH <sub>2</sub> O)		overload (bar)
0...100 mbar	00	0...1 mH <sub>2</sub> O	50	-1 / 4
0...150 mbar	Y3	0...1.5 mH <sub>2</sub> O	65	-1 / 4
0...160 mbar	01	0...1.6 mH <sub>2</sub> O	51	-1 / 4
0...200 mbar	B1	0...2 mH <sub>2</sub> O	W1	-1 / 4
0...250 mbar	02	0...2.5 mH <sub>2</sub> O	52	-1 / 4
0...300 mbar	X5	0...3 mH <sub>2</sub> O	66	-1 / 4
0...350 mbar	X1	0...3.5 mH <sub>2</sub> O	67	-1 / 4
0...400 mbar	03	0...4 mH <sub>2</sub> O	53	-1 / 4
0...500 mbar	B7	0...5 mH <sub>2</sub> O	W2	-1 / 8
0...600 mbar	04	0...6 mH <sub>2</sub> O	54	-1 / 8
0...1.0 bar	05	0...10 mH <sub>2</sub> O	55	-1 / 8
0...1.6 bar	06	0...16 mH <sub>2</sub> O	56	-1 / 13
0...2.0 bar	B3	0...20 mH <sub>2</sub> O	W3	-1 / 13
0...2.5 bar	07	0...25 mH <sub>2</sub> O	57	-1 / 18
0...4.0 bar	08	0...40 mH <sub>2</sub> O	58	-1 / 25
0...5.0 bar	F1	0...50 mH <sub>2</sub> O	68	-1 / 25
0...6.0 bar	09	0...60 mH <sub>2</sub> O	59	-1 / 50
0...10 bar	10	0...100 mH <sub>2</sub> O	60	-1 / 50
0...16 bar	11	0...160 mH <sub>2</sub> O	61	-1 / 100
0...20 bar	B5	0...200 mH <sub>2</sub> O	W5	-1 / 100

## Ordering code

### Output Signal

- 4 4...20 mA 2-wire
- E 4...20 mA 2-wire II 1G EEx ia IIC T4 (in preparation)
- T 4...20 mA 2-wire, and Pt 100 3-wire (only HDPE cable only)
- F 4...20 mA 2-wire, and Pt 1000 3-wire (only HDPE cable only)

### Range

see table on the left  
99 non standard range (on request)

### Case material

- 1 stainless steel 1.4404
- S 1.4404 Serto-Screw at the Cable output (on request)

### Cable (can be shorted)

- 002 2m cable > 5m only in 5m intervals
- 005 5m cable
- 010 10m cable > 50m only in 10m intervals
- 050 50m cable
- 100 100m cable > 30m only shielded cable

### Cable material

- 0 PE cable
- 2 PUR cable
- 3 PTFE cable (on request)
- 4 HDPE cable

### Cabletyp

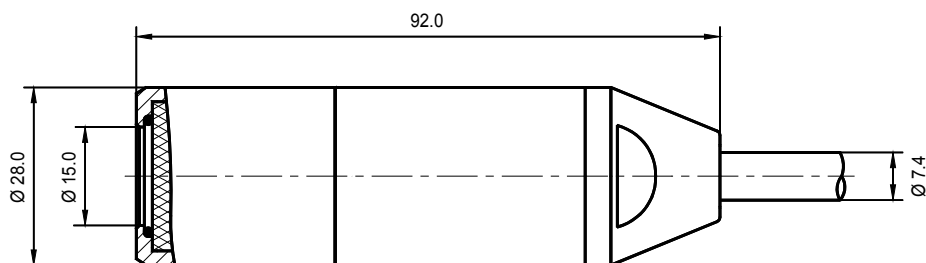
- 0 Unshielded cable (Standard)
- 1 Shielded cable

### Sensor seal

- 1 FPM (Viton) Standard
- 3 EPDM-Kautschuk
- 5 Chemraz 505

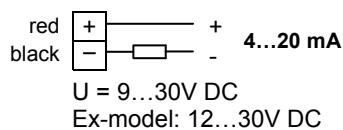
P 139 - 

## Dimensions (mm)

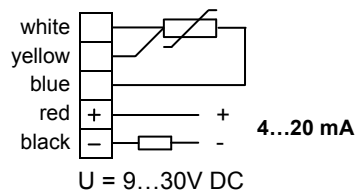


## Electrical connections

### 4...20 mA 2-wire



### 4...20 mA, 2-wire and Pt 100 / Pt 1000 sensor, 3-wire



For cable lengths > 30m shielded cable is used

Modifications reserved without notice, 03.11