

- Dry ceramic sensor
- Ranges from 10 mbar to 60 bar
- Global error < 0,2% F.S.
- High overload capability
- 2 adjustable switch settings
- Analog output 0(4)...20 mA or 0...10 V



Differential pressure gauge PDM 80-2

Technical data:

Range:	0...10 mbar to 0...60 bar, 12 bit resolution
Display:	0...±1999, 14mm red LED
Analog-output:	0(4)...20 mA, max. 500 Ω, switchable, 12 bit resolution, 0...10 V, max. 5 mA
Relay-output:	2 relays, each 1 potential free change-over switch
Switching load:	250V AC, max. 500 VA 125V DC, max.100 W max. switching load 2 A
Global error:	< 0,2% F.S. ± 1 digit
Supply voltage:	19...30V DC
Ambient temperature:	0...60 °C
Fluid temperature:	-40...100 °C (125 °C < 0,5h)
Temperatur coef.:	< 0,015%/K F.S.
Housing:	ABS, 100x100x58, IP 65, Colour grey, RAL 7035
Sensor:	ceramic AL ₂ O ₃

Nöding

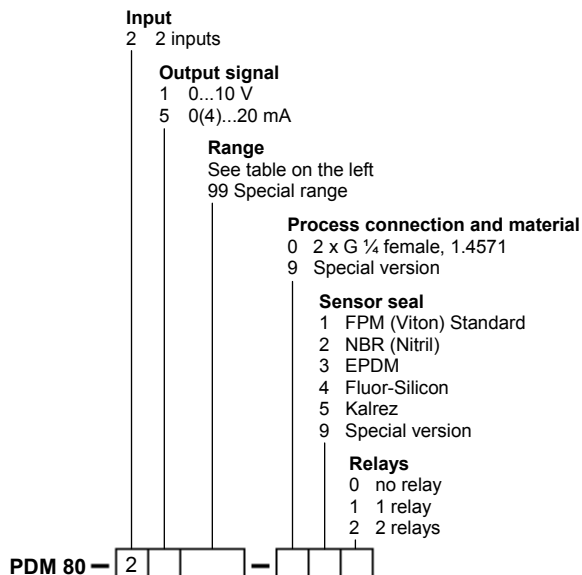
Meßtechnik

Ranges

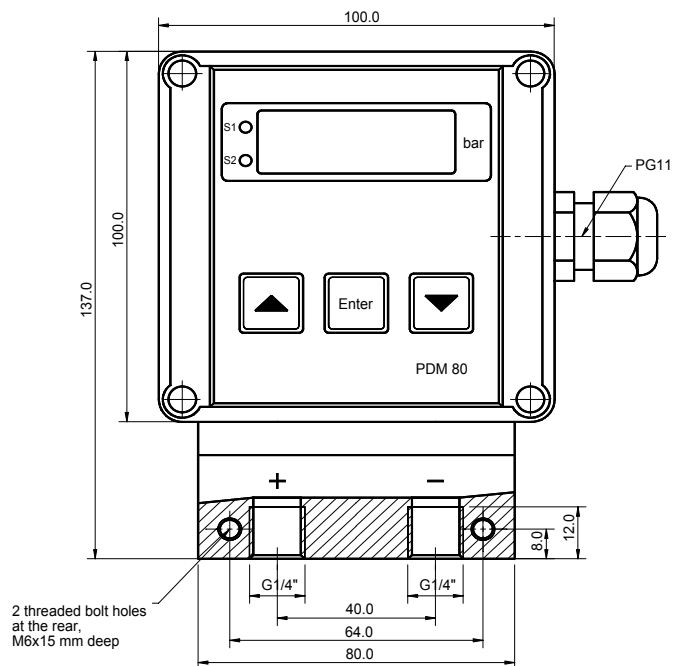
range	Code	overload (bar)
0...10 mbar*	A4	- 0,3 / 4
0...20 mbar*	A6	- 0,3 / 4
0...25 mbar*	A7	- 0,3 / 4
0...40 mbar*	A8	- 0,3 / 4
0...60 mbar*	A9	- 0,3 / 4
0...100 mbar	00	- 0,3 / 4
0...160 mbar	01	- 0,6 / 5
0...200 mbar	B1	- 1 / 6
0...250 mbar	02	- 1 / 6
0...0,4 bar	03	- 1 / 6
0...0,6 bar	04	- 1 / 10
0...1 bar	05	- 1 / 10
0...1,6 bar	06	- 1 / 18
0...2 bar	B3	- 1 / 18
0...2,5 bar	07	- 1 / 18
0...4 bar	08	- 1 / 25
0...6 bar	09	- 1 / 40
0...10 bar	10	- 1 / 40
0...16 bar	11	- 1 / 40
0...20 bar	B5	- 1 / 40
0...25 bar	12	- 1 / 40
0...40 bar	13	- 1 / 60
0...60 bar	14	- 1 / 100

* Global error 0,5% F.S.

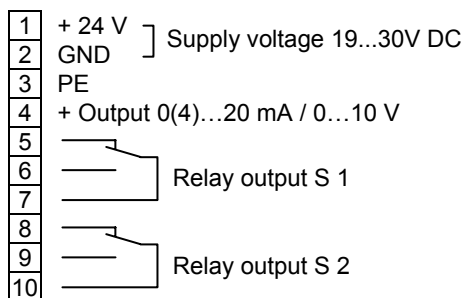
Ordering type



Dimensions



Electrical connections



Modifications reserved without notice, 09.02